



AHAM Aiiman Global Multi Thematic Fund

(formerly known as Affin Hwang Aiiman Global Multi Thematic Fund)

A fund that aims to provide investors with capital appreciation through investments in Shariah-compliant equities over medium to long term period.

Fund Category
Equity (Shariah compliant)

Fund Type
Growth

Benchmark
Dow Jones Islamic Market World Index

Base Currency
USD

Launch Date / IOP
12 August, 2021 / USD0.50(USD)
12 August, 2021 / MYR0.50(MYR-Hedged)
12 August, 2021 / SGD0.50(SGD-Hedged)
12 August, 2021 / AUD0.50(AUD-Hedged)

Financial Year End
31 July

Subscription
Cash

Initial Sales Charge
Max 5.50% of the NAV per Unit

Annual Management Fee
Max 1.80% per annum

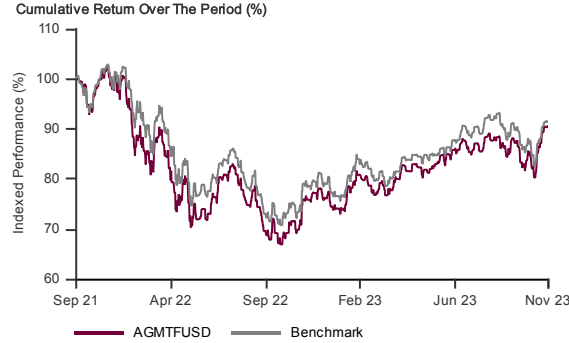
Repurchase Charge
N/A

Performance Fee
N/A

Minimum Investment / Minimum Subsequent Investment
USD100 / USD100(USD)
MYR100 / MYR100(MYR-Hedged)
SGD100 / SGD100(SGD-Hedged)
AUD100 / AUD100(AUD-Hedged)

As at 30 November 2023*
Fund Size / NAV Per Unit
USD2.6million / USD0.4533(USD)
MYR255.0million / MYR0.4399(MYR-Hedged)
SGD1.0million / SGD0.4411(SGD-Hedged)
AUD1.1million / AUD0.4315(AUD-Hedged)

Performance Record as at 30 November 2023*



August, 2021 to November, 2023 NAV-NAV prices and assuming reinvestment of distributions into the Fund, gross investment based in USD. The value of Units may go down as well as up. Past performance is not indicative of future performance. Source: MorningStar

Performance Table as at 30 November 2023*

Total Return (%)	1 Month	1 Year	3 Year	Since Inception
Fund (USD)	11.3	16.7	-	-9.3
Benchmark (USD)	9.6	13.9	-	-8.4
Fund (MYR-Hedged)	10.8	13.3	-	-12.0
Fund (SGD-Hedged)	11.0	14.5	-	-11.8
Fund (AUD-Hedged)	11.0	13.5	-	-13.7

Annualised Return (%)	1 Year	3 Year	5 Year	Since Inception
Fund (USD)	16.7	-	-	-4.3
Benchmark (USD)	13.9	-	-	-3.8
Fund (MYR-Hedged)	13.3	-	-	-5.5
Fund (SGD-Hedged)	14.5	-	-	-5.4
Fund (AUD-Hedged)	13.5	-	-	-6.3

Calendar Year Return (%)	Year To Date	2022	2021	2020
Fund (USD)	22.8	-26.3	-	-
Benchmark (USD)	19.9	-25.1	-	-
Fund (MYR-Hedged)	19.5	-26.8	-	-
Fund (SGD-Hedged)	20.6	-27.2	-	-
Fund (AUD-Hedged)	19.8	-28.6	-	-

Source: MorningStar

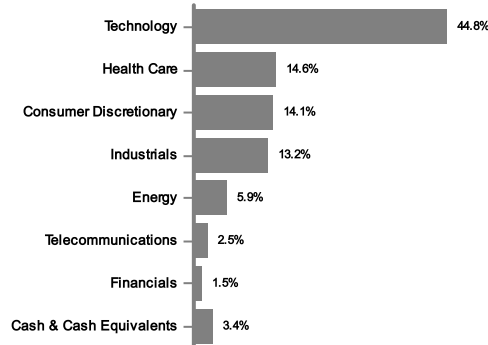
Top Holdings as at 30 November 2023*

Equities	%
Microsoft Corporation	6.7
Alphabet Inc	5.5
Visa Inc	3.5
Apple Inc.	3.1
Novo Nordisk A/S	3.0
Eli Lilly & Co	3.0
Taiwan Semiconductor Manufac	2.9
Amazon.com Inc	2.7
NVIDIA Corp	2.6
Schneider Electric SA	2.6

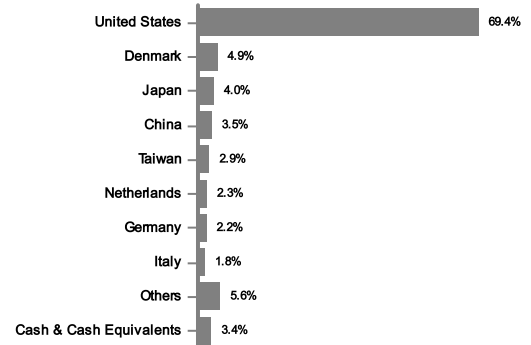
Income Distribution History

Distribution Policy: The fund will distribute income subject to the availability of income. Incidentally: USD, SGD-Hedged, AUD-Hedged, MYR-Hedged

Sector Allocation as at 30 November 2023*



Country Allocation as at 30 November 2023*



* The data provided above is that of the Fund and is a percentage of NAV as at 30 November 2023. All figures are subject to frequent changes on a daily basis and the percentages might not add up to 100% due to rounding. To invest in a Class other than MYR Class and/or MYR-Hedged Class, investors are required to have a foreign currency account with any Financial Institution as all transactions relating to the particular foreign currency will ONLY be made via telegraphic transfer.

Where a distribution is declared, investors are advised that following the issue of additional Units/distribution, the NAV per Unit will be reduced from cum-distribution NAV to ex-distribution NAV. A copy of the Prospectus and Product Highlights Sheet ("PHS") can be obtained at AHAM Asset Management's ("AHAM Capital") sales offices or at www.aham.com.my. Investors are advised to read and understand the contents of Prospectus and the corresponding PHS before investing. There are fees and charges involved when investing in the Fund. Investors are advised to consider and compare the fees and charges as well of the risks carefully before investing. Investors should make their own assessment of the risks involved in investing and should seek professional advice, where necessary. The price of units and distribution payable, if any, may go down as well as up and past performance of the fund should not be taken as indicative of its future performance. The Securities Commission Malaysia has not reviewed this marketing/promotional material and takes no responsibility for the contents of this marketing/promotional material and expressly disclaims all liability, however arising from this marketing/promotional material.