

AIIMAN Global Equity Fund

The Fund aims to provide investors with capital appreciation over medium to long term period through investments in Shariah-compliant investments.

Fund Category

Equity (Shariah-compliant)

Fund Type

Growth

Benchmark

Dow Jones Islamic Market World Index

Base Currency

USD

Launch Date / IOP

18 February 2022/ USD0.50 (USD)

11 November 2019 / MYR0.50 (MYR)

11 November 2019 / MYR0.50 (MYR-Hedged)

Maturity Date

N/A

Financial Year End

31 July

Initial Sales Charge

Up to 5.5% of NAV per unit

Subscription

Cash

Annual Management Fee

Up to 1.8% per annum

Minimum Investment / Minimum

Subsequent Investment

USD100 / USD100 (USD)

MYR100 / MYR100 (MYR)

MYR100 / MYR100 (MYR Hedged)

Repurchase Charge

N/A

As at 30 November 2025*

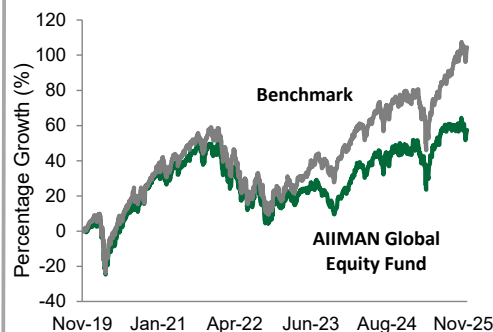
Fund Size / NAV Per Unit

USD 36.4 million / USD 0.6320 (USD)

MYR 90.6 million / MYR 0.8192 (MYR)

MYR 7.74 million / MYR 0.7867 (MYR Hedged)

Performance Record as at 30 November 2025*



February 2019 to November 2025, based on NAV-to-NAV prices and assuming reinvestment of all distributions into the Fund. Gross investment is based in RM. The value of Units may go down as well as up. Past performance is not indicative of future performance.
Source: Morningstar.

Performance Table as at 30 November 2025*

Total Return(%)	1 Month	1 Year	3 Year	Since Inception
Fund (MYR Hedged)	-2.6	7.8	33.0	57.3
Benchmark	-0.7	16.1	64.2	104.3
Fund (MYR)	-3.7	2.0	31.4	63.8
Fund (USD)	-2.5	9.7	41.7	26.4

Annualised Return(%)	1 Year	3 Year	5 Year	Since Inception
Fund (MYR Hedged)	7.8	10.0	4.7	7.8
Benchmark	16.1	18.0	9.8	12.5
Fund (MYR)	2.0	9.5	5.9	8.5
Fund (USD)	9.7	12.3	-	6.4

Calendar Year

Return(%)	Year To Date	2024	2023	2022
Fund (MYR Hedged)	9.5	15.5	9.1	-24.1
Benchmark	17.7	16.8	25.6	-25.1
Fund (MYR)	2.8	15.3	16.6	-21.0
Fund (USD)	11.2	18.4	12.1	-14.4

Source: Morningstar

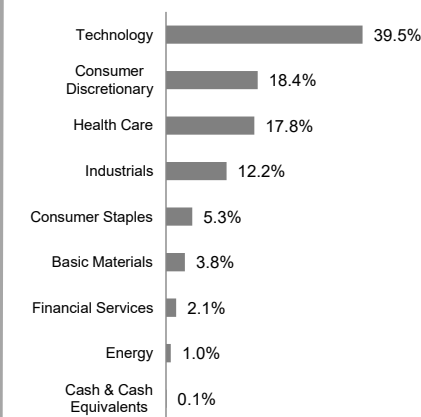
Top Holdings as at 30 November 2025*

Equities	%
NVIDIA Corp	9.4
Microsoft Corporation	9.2
Amazon.com Inc	6.8
Broadcom Inc	6.2
The Coca-Cola Company	3.0
Amphenol Corp-CI A	3.0
Compass Group PLC	2.9
Danaher Corporation	2.8
Bio-Techne Corporation	2.7
Hitachi Ltd	2.6


Income Distribution History

¹ Distribution Policy : The fund will distribute income subject to the availability of income. Incidentally: USD, MYR-Hedged, MYR

Sector Allocation as at 30 November 2025*



Country Allocation as at 30 November 2025*



* The data provided above is that of the Fund and is a percentage of NAV as at 30 November 2025. All figures are subject to frequent changes on a daily basis. The total for Sector and Country Allocation might not add up to 100% due to rounding.

¹ Where a distribution is declared, investors are advised that following the issue of additional Units/distribution, the NAV per Unit will be reduced from cum-distribution NAV to ex-distribution NAV. The yield of the distributions are calculated based on the total dividend payout/ex-distribution NAV.