

AIIMAN Global Equity Fund

The Fund aims to provide investors with capital appreciation over medium to long term period through investments in Shariah-compliant investments.

Fund Category

Equity (Shariah-compliant)

Fund Type

Growth

Benchmark

Dow Jones Islamic Market World Index

Base Currency

USD

Launch Date / IOP

18 February 2022/ USD0.50_(USD)
11 November 2019 / MYR0.50_(MYR)
11 November 2019 / MYR0.50_(MYR-Hedged)

Maturity Date

N/A

Financial Year End

31 July

Initial Sales Charge

Up to 5.5% of NAV per unit

Subscription

Cash

Annual Management Fee

Up to 1.8% per annum

Minimum Investment / Minimum

Subsequent Investment

USD100 / USD100_(USD)
MYR100 / MYR100_(MYR)
MYR100 / MYR100_(MYR-Hedged)

Repurchase Charge

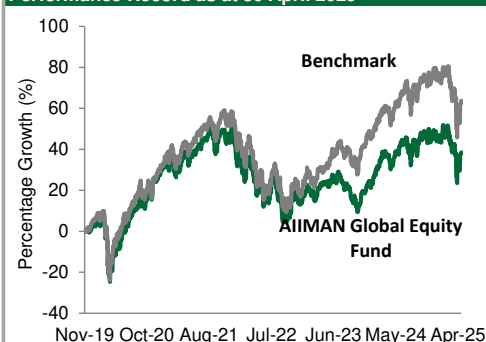
N/A

As at 30 April 2025*

Fund Size / NAV Per Unit

USD 32.7 million / USD 0.5507_(USD)
MYR 87.2 million / MYR 0.7454_(MYR)
MYR 5.5 million / MYR 0.6928_(MYR-Hedged)

Performance Record as at 30 April 2025*

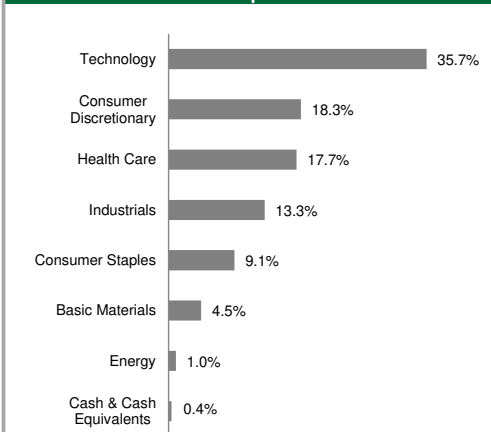


February 2019 to April 2025, based on NAV-to-NAV prices and assuming reinvestment of all distributions into the Fund. Gross investment is based in RM. The value of Units may go down as well as up. Past performance is not indicative of future performance. Source: Morningstar.

Top Holdings as at 30 April 2025*

Equities	%
Microsoft Corporation	8.1
NVIDIA Corp	6.6
Amazon.com Inc	5.7
Meta Platforms Inc	5.0
Cencora Inc	3.4
Compass Group PLC	3.4
The Coca-Cola Company	3.3
Broadcom Inc	3.0
L'Oreal SA	2.7
Danaher Corporation	2.7

Sector Allocation as at 30 April 2025*



Performance Table as at 30 April 2025*

Total Return(%)	1 Month	1 Year	3 Year	Since Inception
Fund (MYR Hedged)	1.5	5.1	11.5	38.6
Benchmark	0.4	5.8	25.1	63.7
Fund (MYR)	-1.2	-3.0	15.5	49.1
Fund (USD)	1.6	7.2	16.9	10.1
Annualised Return(%)	1 Year	3 Year	5 Year	Since Inception
Fund (MYR Hedged)	5.1	3.7	8.3	6.1
Benchmark	5.8	7.8	10.8	9.4
Fund (MYR)	-3.1	4.9	9.1	7.6
Fund (USD)	7.2	5.3	-	3.1

Calendar Year


Return(%)	Year To Date	2024	2023	2022
Fund (MYR Hedged)	-3.5	15.5	9.1	-24.1
Benchmark	-5.6	16.8	25.6	-25.1
Fund (MYR)	-6.4	15.3	16.6	-21.0
Fund (USD)	-3.1	18.4	12.1	-14.4

Source: Morningstar

Income Distribution History

¹ Distribution Policy : The fund will distribute income subject to the availability of income. Incidentally: USD, MYR-Hedged, MYR

Country Allocation as at 30 April 2025*



* The data provided above is that of the Fund and is a percentage of NAV as at 30 April 2025. All figures are subject to frequent changes on a daily basis. The total for Sector and Country Allocation might not add up to 100% due to rounding.

¹ Where a distribution is declared, investors are advised that following the issue of additional Units/distribution, the NAV per Unit will be reduced from cum-distribution NAV to ex-distribution NAV. The yield of the distributions are calculated based on the total dividend payout/ex-distribution NAV.

A copy of the Prospectus and Product Highlights Sheet ("PHS") can be obtained at AIIMAN Asset Management's ("AIIMAN AM") office or at www.aiiman.com. Investors are advised to read and understand the contents of Prospectus and the corresponding PHS before investing. There are fees and charges involved when investing in the Fund. Investors are advised to consider and compare the fees and charges as well of the risks carefully before investing. Investors should make their own assessment of the risks involved in investing and should seek professional advice, where necessary. The price of units and distribution payable, if any, may go down as well as up and past performance of the fund should not be taken as indicative of its future performance. The Securities Commission Malaysia has not reviewed this marketing/promotional material and takes no responsibility for the contents of this marketing/promotional material and expressly disclaims all liability, however arising from this marketing/promotional material.