

# Aiiman Global Equity Fund

The Fund aims to provide investors with capital appreciation over medium to long term period through investments in Shariah-compliant investments.

## Fund Category

Equity (Shariah-compliant)

## Fund Type

Growth

## Benchmark

Dow Jones Islamic Market World Index

## Base Currency

USD

## Launch Date / IOP

18 February 2022 / USD0.50<sub>(USD)</sub>

11 November 2019 / MYR0.50<sub>(MYR)</sub>

11 November 2019 / MYR0.50<sub>(MYR-Hedged)</sub>

## Maturity Date

N/A

## Financial Year End

31 July

## Initial Sales Charge

Up to 5.5% of NAV per unit

## Subscription

Cash

## Annual Management Fee

Up to 1.8% per annum

## Minimum Investment / Minimum

Subsequent Investment

USD100 / USD100<sub>(USD)</sub>

MYR100 / MYR100<sub>(MYR)</sub>

MYR100 / MYR100<sub>(MYR Hedged)</sub>

## Repurchase Charge

N/A

## As at 30 June 2024

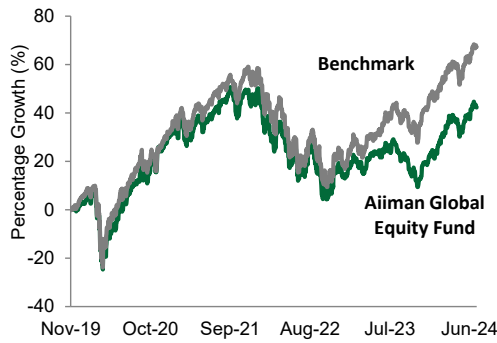
Fund Size / NAV Per Unit

USD 17.0 million / USD 0.5560<sub>(USD)</sub>

MYR 93.8 million / MYR 0.8228<sub>(MYR)</sub>

MYR 8.4 million / MYR 0.7114<sub>(MYR Hedged)</sub>

## Performance Record as at 30 June 2024\*



November 2019 to June 2024 NAV-NAV prices and assuming reinvestment of distributions into the Fund, gross investment based in RM. The value of Units may go down as well as up. Past performance is not indicative of future performance.  
Source: Morningstar

## Performance Table as at 30 June 2024\*

	1 Month	1 Year	3 Year	Since Inception
<b>Total Return(%)</b>				
Fund (MYR Hedged)	3.5	12.4	1.7	42.3
Benchmark	3.7	19.7	13.5	67.3
Fund (MYR)	3.9	16.5	18.0	64.6
Fund (USD)	3.7	15.3	-	11.2
<b>Annualised Return(%)</b>				
Fund (MYR Hedged)	12.3	0.6	-	7.9
Benchmark	19.6	4.3	-	11.7
Fund (MYR)	16.4	5.7	-	11.3
Fund (USD)	15.2	-	-	4.6

## Calendar Year

Return(%)	Year To Date	2023	2022	2021
Fund (MYR Hedged)	14.4	9.1	-24.1	14.1
Benchmark	12.6	25.6	-25.1	18.5
Fund (MYR)	19.0	16.6	-21.0	17.8
Fund (USD)	15.9	12.1	-14.4	-

Source: Morningstar

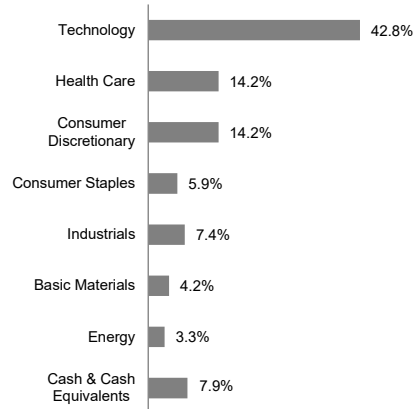
## Top Holdings as at 30 June 2024\*

Equities	%
Microsoft Corporation	9.2
NVIDIA Corp	8.8
Amazon.com Inc	6.0
Meta Platforms Inc	4.6
Taiwan Semiconductor Manufac	4.2
The Coca-Cola Company	3.8
Broadcom Inc	3.4
Danaher Corporation	2.9
Hitachi Ltd	2.7
Compass Group PLC	2.6

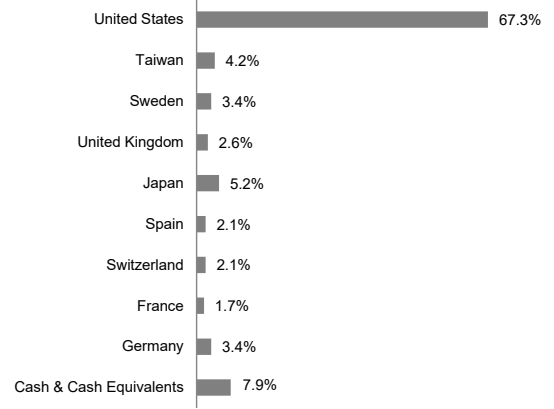
## Income Distribution History

<sup>1</sup> Distribution Policy : The fund will distribute income subject to the availability of income.  
Incidentally: USD, MYR-Hedged, MYR

## Sector Allocation as at 30 June 2024\*



## Country Allocation as at 30 June 2024\*



\* The data provided above is that of the Fund and is a percentage of NAV as at 30 June 2024. All figures are subject to frequent changes on a daily basis. The total for Sector and Country Allocation might not add up to 100% due to rounding.

<sup>1</sup> Where a distribution is declared, investors are advised that following the issue of additional Units/distribution, the NAV per Unit will be reduced from cum-distribution NAV to ex-distribution NAV. The yield of the distributions are calculated based on the total dividend payout/ex-distribution NAV.

A copy of the Prospectus and Product Highlights Sheet ("PHS") can be obtained at AIIMAN Asset Management's ("AIIMAN AM") office or at [www.aiiman.com](http://www.aiiman.com). Investors are advised to read and understand the contents of Prospectus and the corresponding PHS before investing. There are fees and charges involved when investing in the Fund. Investors are advised to consider and compare the fees and charges as well of the risks carefully before investing. Investors should make their own assessment of the risks involved in investing and should seek professional advice, where necessary. The price of units and distribution payable, if any, may go down as well as up and past performance of the fund should not be taken as indicative of its future performance. The Securities Commission Malaysia has not reviewed this marketing/promotional material and takes no responsibility for the contents of this marketing/promotional material and expressly disclaims all liability, however arising from this marketing/promotional material.