

Aiiman Asia Pacific (ex Japan) Dividend Fund

The Fund aims to provide investors with regular income and capital growth through investments in Shariah-compliant investment.

Fund Category
Equity

Fund Type
Income and Growth

Benchmark
MSCI AC Asia Pacific (ex Japan) Islamic Index

Launch Date / IOP
21 February 2019 / RM0.50

Maturity Date
N/A

31 July

Initial Sales Charge
Up to 5.5% of NAV per unit

Subscription
Cash

Annual Management Fee
Up to 1.8% per annum

Minimum Investment
RM1,000

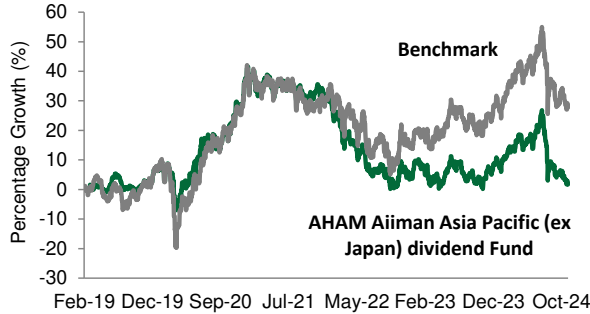
Minimum Subsequent Investment
RM100

Repurchase Charge
Nil

As at 31 October 2024*
Fund Size
RM 19.2 million

NAV Per Unit
0.4677

Performance Record as at 31 October 2024*

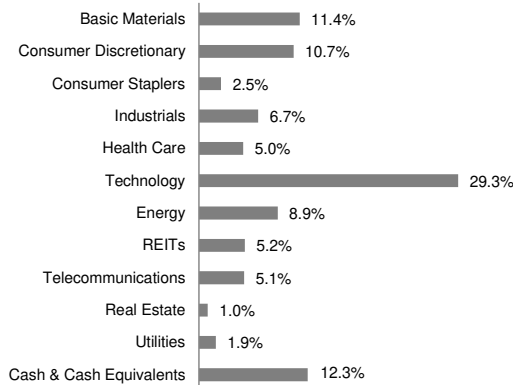


February 2019 to October 2024 NAV-NAV prices and assuming reinvestment of distributions into the Fund, gross investment based in RM. The value of Units may go down as well as up. Past performance is not indicative of future performance.
Source: Morningstar

Top Holdings as at 31 October 2024*

Equities	%
Samsung Electronics Co Ltd	9.1
BHP Group Ltd	7.5
Taiwan Semiconductor Manufac	7.3
Reliance Industries Ltd	6.4
Alibaba Group Holding Ltd	3.9
Telkom Indonesia Persero TbkPT	2.6
Goodman Group	2.5
SK Hynix Inc	2.4
Quanta Computer Inc	2.2
Rio Tinto Ltd	2.1

Sector Allocation as at 31 October 2024*



Performance Table as at 31 October 2024*

Total Return(%)	1 Month	1 Year	3 Year	Since Inception
Fund	-3.2	1.6	-22.6	1.7
Benchmark	-3.6	8.1	0.8	27.8

Annualised Return(%)	1 Year	3 Year	5 Year	Since Inception
Fund	1.6	-8.2	0.1	0.3
Benchmark	8.1	0.3	4.8	4.4

Calendar Year Return(%)	Year To Date	2023	2022	2021
Fund	-7.8	6.4	-21.2	2.2
Benchmark	-2.5	15.2	-12.7	2.0

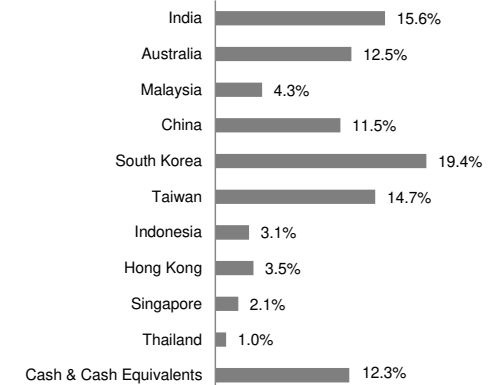
Source: Lipper

Income Distribution History

	Net Distribution (sen)	Yield (%)
2020	1.80	2.8
2021	2.00	3.2
2024	1.35	2.4

¹ Distribution Policy : Distribution of income, if any, would be on semi-annual basis.

Country Allocation as at 31 October 2024*



* The data provided above is that of the Fund and is a percentage of NAV as at 31 Oct 2024. P61All figures are subject to frequent changes on a daily basis. The total for Sector and Country Allocation might not add up to 100% due to rounding.

¹ Where a distribution is declared, investors are advised that following the issue of additional Units/distribution, the NAV per unit will be reduced from cum-distribution NAV to ex-distribution NAV. The yield of the distributions are calculated based on the total dividend payout/ex-distribution NAV.

A copy of the Prospectus and Product Highlights Sheet ("PHS") can be obtained at Aiiman Asset Management's ("Aiiman AM") office or at www.aiiman.com. Investors are advised to read and understand the contents of Prospectus and the corresponding PHS before investing. There are fees and charges involved when investing in the Fund. Investors are advised to consider and compare the fees and charges as well of the risks carefully before investing. Investors should make their own assessment of the risks involved in investing and should seek professional advice, where necessary. The price of units and distribution payable, if any, may go down as well as up and past performance of the fund should not be taken as indicative of its future performance. The Securities Commission Malaysia has not reviewed this marketing/promotional material and takes no responsibility for the contents of this marketing/promotional material and expressly disclaims all liability, however arising from this marketing/promotional material.