

Aiiman Asia Pacific (ex Japan) Dividend Fund

The Fund aims to provide investors with regular income and capital growth through investments in Shariah-compliant investment.

Fund Category

Equity

Fund Type

Income and Growth

Benchmark

MSCI AC Asia Pacific (ex Japan) Islamic Index

Launch Date / IOP

21 February 2019 / RM0.50

Maturity Date

N/A

Financial Year End

31 July

Initial Sales Charge

Up to 5.5% of NAV per unit

Subscription

Cash

Annual Management Fee

Up to 1.8% per annum

Minimum Investment

RM1,000

Minimum Subsequent Investment

RM100

Repurchase Charge

Nil

As at 30 June 2024

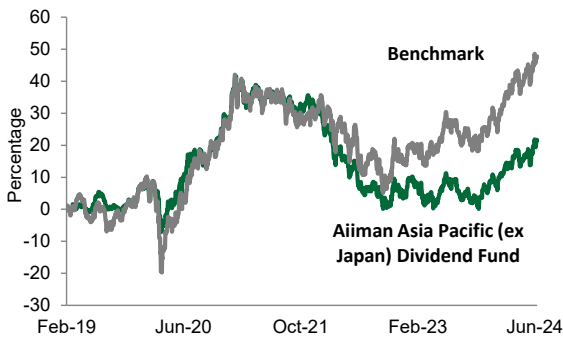
Fund Size

RM 23.1 million

NAV Per Unit

0.5594

Performance Record as at 30 June 2024*

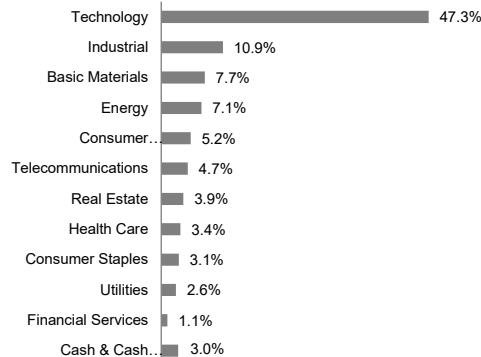


February 2019 to June 2024 NAV-NAV prices and assuming reinvestment of distributions into the Fund, gross investment based in RM. The value of Units may go down as well as up. Past performance is not indicative of future performance.

Top Holdings as at 30 June 2024*

Equities	%
Taiwan Semiconductor Manufac	10.3
Samsung Electronics Co Ltd	10.2
Taiwan Semiconductor Manufac	5.4
Reliance Industries Ltd	5.3
BHP Group Ltd	4.7
Wiwynn Corp	3.3
Samsung Electronics Co Ltd - Pref Shares	3.1
Tenaga Nasional Bhd	2.6
Delta Electronics Inc	2.4
Jubilant Foodworks Ltd	2.2

Sector Allocation as at 30 June 2024*



Performance Table as at 30 June 2024*

Total Return(%)	1 Month	1 Year	3 Year	Since Inception
Fund	6.9	13.3	-10.6	21.6
Benchmark	6.3	17.3	9.3	47.7

Annualised

Return(%)	1 Year	3 Year	5 Year	Since Inception
Fund	13.2	-3.6	3.2	3.7
Benchmark	17.2	3.0	7.8	7.5

Calendar Year

Return(%)	Year To Date	2023	2022	2021
Fund	10.3	6.4	-21.2	2.2
Benchmark	12.7	15.2	-12.7	2.0

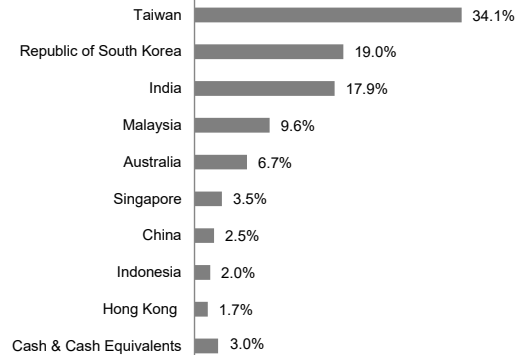
Source: Lipper

Income Distribution History

	Gross Distribution (sen)	Yield (%)
2020	1.80	2.8
2021	2.00	3.2

¹ Distribution Policy : Distribution of income, if any, would be on semi-annual basis.

Country Allocation as at 30 June 2024*



* The data provided above is that of the Fund and is a percentage of NAV as at 30 June 2024. All figures are subject to frequent changes on a daily basis. The total for Sector and Country Allocation might not add up to 100% due to rounding.

¹ Where a distribution is declared, investors are advised that following the issue of additional Units/distribution, the NAV per Unit will be reduced from cum-distribution NAV to ex-distribution NAV. The yield of the distributions are calculated based on the total dividend payout/ex-distribution NAV.

A copy of the Prospectus and Product Highlights Sheet ("PHS") can be obtained at AIIMAN Asset Management's ("AIIMAN AM") office or at www.aiiman.com. Investors are advised to read and understand the contents of Prospectus and the corresponding PHS before investing. There are fees and charges involved when investing in the Fund. Investors are advised to consider and compare the fees and charges as well of the risks carefully before investing. Investors should make their own assessment of the risks involved in investing and should seek professional advice, where necessary. The price of units and distribution payable, if any, may go down as well as up and past performance of the fund should not be taken as indicative of its future performance. The Securities Commission Malaysia has not reviewed this marketing/promotional material and takes no responsibility for the contents of this marketing/promotional material and expressly disclaims all liability, however arising from this marketing/promotional material.